

SIDE BAND

614-TIP-2711 (LEFT) 614-TIP-2712 (RIGHT)

Seed Placement: The seed is placed 3/4" above and to the side of the fertilizer row, after the carbide wafer under the tip's wing seals the fertilizer trench.

Fertilizer Placement: Fertilizer is placed to the side and 3/4" below the seed bed. The carbide wafer under the wing seals the fertilizer trench before the seed is placed. In less than ideal conditions, mixing between seed and fertilizer may occur.





For precautions & risk factors please refer to page 34-35.

Replaceable tip: Cast chrome body with extra long carbide inserts on the nose of the tip for excellent penetration and wear resistance. Top face of wing is covered with two carbide inserts providing excellent wear resistance. Carbide wafer under the wing to seal fertilizer trench, and firm the seed bed prior to seed placement.

Packer Recommendation:

2-1/4" (57mm) or wider.

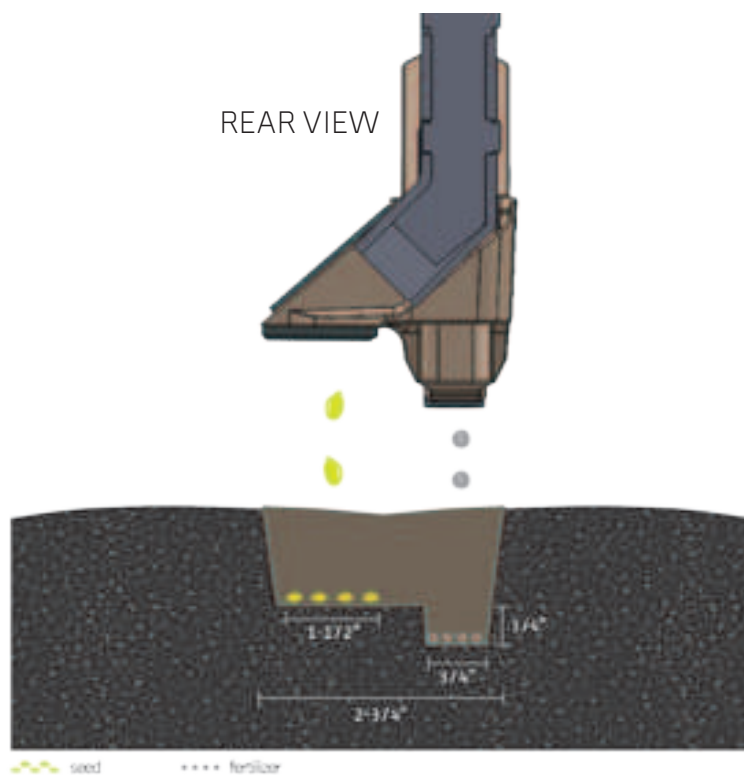
Fertilizer Options:

-  Granular
-  Liquid
-  Granular + Phos
-  Liquid + Phos



614-TIP-2711

REAR VIEW



**Drawing for illustration purposes only. All measurements shown are approximate. Results may vary with multiple factors including soil conditions, ground speed, application rates, fan speeds and more. In less than ideal conditions, mixing between seed and fertilizer may occur.*

For more information please refer to our precautions and risk factors on page 34-35.