

SIDE BAND TIPS

All tips on this page use bolt & nut combo 200-BNC-3100



(LEFT WING)

610-TIP-1711 (LEFT WING)
610-TIP-1712 (RIGHT WING)

The seed is placed in a 3/4" (19 mm) band onto a firm, unfractured seedbed. Fertilizer is delivered in a band off to the side (right or left) on the same level as the seedbed.

Fits VOS (Versatile Opener System).

See page 44-45 for more information.



(LEFT WING)

612-TIP-0711 (LEFT WING)
612-TIP-0712 (RIGHT WING)

The seed is placed in a 3/4" (19 mm) band onto a firm, unfractured seedbed. Fertilizer is delivered in a band off to the side (right or left) on the same level as the seedbed.

See page 36-37 for more information.




(LEFT WING)


614-TIP-2711 (LEFT WING)
614-TIP-2712 (RIGHT WING)

The carbide wafer under the wing seals the fertilizer trench before the seed is placed 3/4" above and to the side of the fertilizer row


See page 38-39 for more information.



seed fertilizer



seed fertilizer



seed fertilizer



*Drawing for illustration purposes only. All measurements shown are approximate. Results may vary with multiple factors including soil conditions, ground speed, application rates, fan speeds and more. In less than ideal conditions, mixing between seed and fertilizer may occur.

For more information please refer to our precautions and risk factors on page 34-35.